















**ALL SHADED AREAS ARE W.H.M. RESPONSIBILITY**

**KEY**

-  Boundary
-  Bin Paths
-  Grass
-  Grass Rough
-  NHP Service strips
-  Woodland area
-  Scrub
-  Shrubs
-  Unadopted areas – roads, footpaths and parking areas
-  Unadopted Hard Landscaping
-  No record of area being sold
-  Trees
-  Hedging
-  Wall
-  Goup of Trees



@ With permission of Controller HMSO Crown Copyright reserved

**PENTLAND DESIGN PARTNERSHIP**  
 M & E Consulting Engineers  
 Building Design Services  
 28A Newbattle Abbey College Annexe  
 Dalkeith, Midlothian  
 EH22 3LJ  
 Tel: 0131 660 9701

ESTATE PLAN :  
**LIVINGSTON LADYWELL**  
 Ravensbrae

Weslo Housing Management  
 66 North Bridge Street  
 Bathgate EH48 4PP



Date : April 2019

Scale : 1:1250@A4

KEY	DESCRIPTION	AREA	COMMENTS
	Bin Paths	0.00 msq	
	Grass	706.20 msq	
	Grass Rough	0.00 msq	
	Woodland area	0.00 msq	
	Scrub	0.00 msq	
	shrubs	171.80 msq	
	Unadopted areas – roads, footpaths and parking areas	731.85 msq	
	Unadopted Hard Landscaping	0.00 msq	
	No record of area being sold	0.00 msq	
	Trees	2	
	Hedging	0.00m	

@ With permission of Controller HMSO Crown Copyright reserved

PENTLAND DESIGN PARTNERSHIP  
M & E Consulting Engineers  
Building Design Services  
28A Newbattle Abbey College Annexe  
Dalkeith, Midlothian  
EH22 3LJ  
Tel: 0131 660 9701

ESTATE PLAN :  
LIVINGSTON LADYWELL  
Ravensbrae  
AREAS

Weslo Housing Management  
66 North Bridge Street  
Bathgate EH48 4PP



Date : April 2019

Scale : NTS