



ALL SHADED AREAS ARE W.H.M. RESPONSIBILITY

KEY

- Boundary
- Bin Paths
- Grass
- Grass Rough
- NHP Service strips
- Woodland area
- Scrub
- Shrubs
- Unadopted areas – roads, footpaths and parking areas
- Unadopted Hard Landscaping
- No record of area being sold
- Lockups
- Trees
- Hedging
- Wall
- Group of Trees

AREA 1 Common to 1,3,5,7,9,11 and 13 Welsh Road,2,4,6,8,10,12,14 and 16 Allan Road,30,32,34 and 36 Gardner Crescent

AREA 2 (Vehicle and Pedestrian) Common to 261,263 and 265 West Main Street, 8,10 and 12 Gardner Crescent, 4,6 and 8 Welsh Road,6 to 18 Ireland Avenue

AREA 2 (Pedestrian) Common to 2 Welsh Road, 2,4,6,8,14,16,18 and 20 Gardner Crescent.

AREA 3, (Vehicle and Pedestrian) Common to 31 to 47,59,61,71 and 73 Gardner Crescent, 2 to 12 Flemington Gardens

AREA 3 Pedestrian Common to 75,77,79 and 81 Gardner Crescent

AREA 4 Common to lockups 4 to 32 and pedestrian access to 45 to 55 , 67 and 69 Polkemmet Road and 80 and 82 Gardner Crescent

AREA 5 (Vehicle and Pedestrian) Common to 3 to 9,19 to 29 Burnhouse Drive and 11 Hunter grove.


AREA 5 Pedestrian Common to 11 to 17 Burnhouse Drive and 7 Hunter Grove.

@ With permission of Controller HMSO Crown Copyright reserved

PENTLAND DESIGN PARTNERSHIP
 M & E Consulting Engineers
 Building Design Services
 28A Newbattle Abbey College Annexe
 Dalkeith, Midlothian
 EH22 3LJ
 Tel: 0131 660 9701

ESTATE PLAN :
WHITEBURN
Murraysgate

Weslo Housing Management
 66 North Bridge Street
 Bathgate EH48 4PP



Date : April 2019

Scale : 1:2000@A4

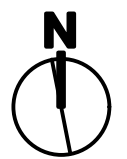



ALL SHADED AREAS ARE W.H.M. RESPONSIBILITY

KEY

- Boundary
- Bin Paths
- Grass
- Grass Rough
- NHP Service strips
- Woodland area
- Scrub
- Shrubs
- Unadopted areas – roads, footpaths and parking areas
- Unadopted Hard Landscaping
- No record of area being sold
- Lockups
- Trees
- Hedging
- Wall
- Goup of Trees

- AREA 1 Common to 1,3,5,7,9,11 and 13 Welsh Road, 2,4,6,8,10,12,14 and 16 Allan Road, 30,32,34 and 36 Gardner Crescent
- AREA 2 (Vehicle and Pedestrian) Common to 261,263 and 265 West Main Street, 8,10 and 12 Gardner Crescent, 4,6 and 8 Welsh Road, 6 to 18 Ireland Avenue
- AREA 2 (Pedestrian) Common to 2 Welsh Road, 2,4,6,8,14,16,18 and 20 Gardner Crescent.
- AREA 3, (Vehicle and Pedestrian) Common to 31 to 47,59,61,71 and 73 Gardner Crescent, 2 to 12 Flemington Gardens
- AREA 3 Pedestrian Common to 75,77,79 and 81 Gardner Crescent
- AREA 4 Common to lockups 4 to 32 and pedestrian access to 45 to 55 , 67 and 69 Polkemmet Road and 80 and 82 Gardner Crescent
- AREA 5 (Vehicle and Pedestrian) Common to 3 to 9,19 to 29 Burnhouse Drive and 11 Hunter grove.
- AREA 5 Pedestrian Common to 11 to 17 Burnhouse Drive and 7 Hunter Grove.



PENTLAND DESIGN PARTNERSHIP
M & E Consulting Engineers
Building Design Services
28A Newbattle Abbey College Annexe
Dalkeith, Midlothian
EH22 3LJ
Tel: 0131 660 9701

@ With permission of Controller HMSO Crown Copyright reserved

ESTATE PLAN :
WHITEBURN
Murraysgate

Weslo Housing Management
66 North Bridge Street
Bathgate EH48 4PP



Date : April 2019

Scale : 1:1250@A3

KEY	DESCRIPTION	AREA	COMMENTS
	Bin Paths	0.00 msq	
	Grass	5154.19 msq	
	Grass Rough	0.00 msq	
	Woodland area	0.00 msq	
	Scrub	0.00 msq	
	shrubs	427.53 msq	
	Unadopted areas – roads, footpaths and parking areas	1200.02 msq	
	Unadopted Hard Landscaping	0.00 msq	
	No record of area being sold	0.00 msq	
	Trees	31	
	Hedging	146.94m	

@ With permission of Controller HMSO Crown Copyright reserved

PENTLAND DESIGN PARTNERSHIP
M & E Consulting Engineers
Building Design Services
28A Newbattle Abbey College Annexe
Dalkeith, Midlothian
EH22 3LJ
Tel: 0131 660 9701

ESTATE PLAN :
WHITEBURN
Murraysgate
AREA GENERAL

Weslo Housing Management
66 North Bridge Street
Bathgate EH48 4PP



Date : April 2019

Scale : NTS

KEY	DESCRIPTION	AREA	COMMENTS
	Bin Paths	10.24 msq	
	Grass	294.07 msq	
	Grass Rough	0.00 msq	
	Woodland area	0.00 msq	
	Scrub	0.00 msq	
	shrubs	325.36 msq	
	Unadopted areas – roads, footpaths and parking areas	1050.33 msq	
	Unadopted Hard Landscaping	0.00 msq	
	No record of area being sold	0.00 msq	
	Trees	7	
	Hedging	0.00m	

@ With permission of Controller HMSO Crown Copyright reserved

PENTLAND DESIGN PARTNERSHIP
M & E Consulting Engineers
Building Design Services
28A Newbattle Abbey College Annexe
Dalkeith, Midlothian
EH22 3LJ
Tel: 0131 660 9701

ESTATE PLAN :
WHITEBURN
Murraysgate
AREA - 1

Weslo Housing Management
66 North Bridge Street
Bathgate EH48 4PP



Date : April 2019

Scale : NTS

KEY	DESCRIPTION	AREA	COMMENTS
	Bin Paths	42.69 msq	
	Grass	287.01 msq	
	Grass Rough	0.00 msq	
	Woodland area	0.00 msq	
	Scrub	0.00 msq	
	shrubs	457.37 msq	
	Unadopted areas – roads, footpaths and parking areas	956.20 msq	
	Unadopted Hard Landscaping	0.00 msq	
	No record of area being sold	0.00 msq	
	Trees	19	
	Hedging	0.00m	

@ With permission of Controller HMSO Crown Copyright reserved

PENTLAND DESIGN PARTNERSHIP
M & E Consulting Engineers
Building Design Services
28A Newbattle Abbey College Annexe
Dalkeith, Midlothian
EH22 3LJ
Tel: 0131 660 9701

ESTATE PLAN :
WHITEBURN
Murraysgate
AREA - 2

Weslo Housing Management
66 North Bridge Street
Bathgate EH48 4PP



Date : April 2019

Scale : NTS

KEY	DESCRIPTION	AREA	COMMENTS
	Bin Paths	18.29 msq	
	Grass	131.95 msq	
	Grass Rough	0.00 msq	
	Woodland area	0.00 msq	
	Scrub	0.00 msq	
	shrubs	222.33 msq	
	Unadopted areas – roads, footpaths and parking areas	557.88 msq	
	Unadopted Hard Landscaping	0.00 msq	
	No record of area being sold	0.00 msq	
	Trees	5	
	Hedging	0.00m	

@ With permission of Controller HMSO Crown Copyright reserved

PENTLAND DESIGN PARTNERSHIP
M & E Consulting Engineers
Building Design Services
28A Newbattle Abbey College Annexe
Dalkeith, Midlothian
EH22 3LJ
Tel: 0131 660 9701

ESTATE PLAN :
WHITEBURN
Murraysgate
AREA - 3

Weslo Housing Management
66 North Bridge Street
Bathgate EH48 4PP



Date : April 2019

Scale : NTS

KEY	DESCRIPTION	AREA	COMMENTS
	Bin Paths	0.00 msq	
	Grass	0.00 msq	
	Grass Rough	0.00 msq	
	Woodland area	0.00 msq	
	Scrub	0.00 msq	
	shrubs	0.00 msq	
	Unadopted areas – roads, footpaths and parking areas	465.15 msq	
	Unadopted Hard Landscaping	0.00 msq	
	No record of area being sold	0.00 msq	
	Trees	0	
	Hedging	0.00m	

@ With permission of Controller HMSO Crown Copyright reserved

PENTLAND DESIGN PARTNERSHIP
M & E Consulting Engineers
Building Design Services
28A Newbattle Abbey College Annexe
Dalkeith, Midlothian
EH22 3LJ
Tel: 0131 660 9701

ESTATE PLAN :
WHITEBURN
Murraysgate
AREA - 4

Weslo Housing Management
66 North Bridge Street
Bathgate EH48 4PP



Date : April 2019

Scale : NTS

KEY	DESCRIPTION	AREA	COMMENTS
	Bin Paths	0.00 msq	
	Grass	447.35 msq	
	Grass Rough	0.00 msq	
	Woodland area	0.00 msq	
	Scrub	0.00 msq	
	shrubs	356.04 msq	
	Unadopted areas – roads, footpaths and parking areas	528.14 msq	
	Unadopted Hard Landscaping	0.00 msq	
	No record of area being sold	0.00 msq	
	Trees	10	
	Hedging	0.00m	

PENTLAND DESIGN PARTNERSHIP
M & E Consulting Engineers
Building Design Services
28A Newbattle Abbey College Annexe
Dalkeith, Midlothian
EH22 3LJ
Tel: 0131 660 9701

@ With permission of Controller HMSO Crown Copyright reserved

ESTATE PLAN :
WHITEBURN
Murraysgate
AREA - 5

Weslo Housing Management
66 North Bridge Street
Bathgate EH48 4PP



Date : April 2019

Scale : NTS