
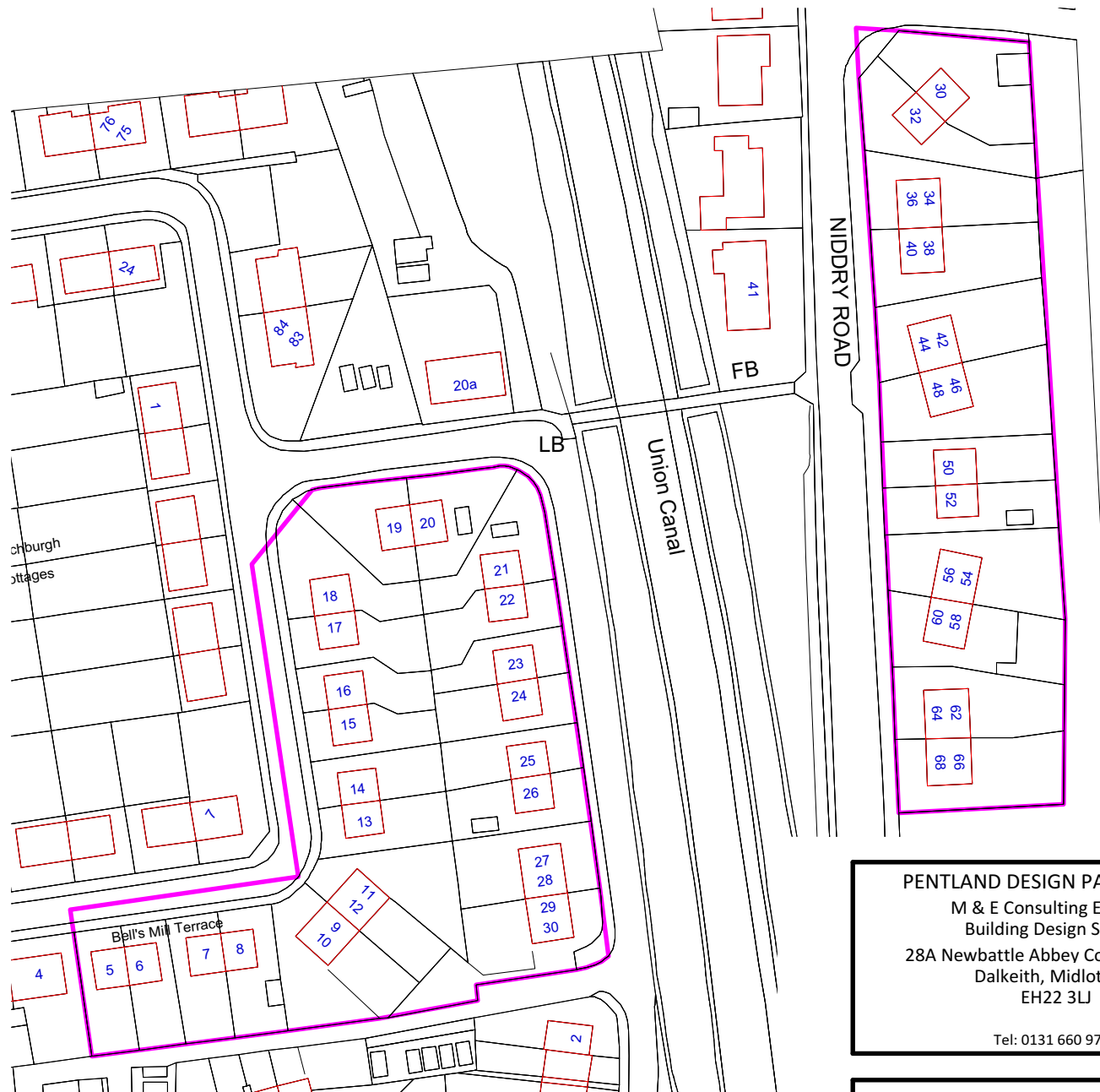
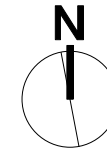


**ALL SHADED AREAS ARE W.H.M. RESPONSIBILITY**

**KEY**

-  Boundary
-  Bin Paths
-  Grass
-  Grass Rough
-  NHP Service strips
-  Woodland area
-  Scrub
-  Shrubs
-  Unadopted areas – roads, footpaths and parking areas
-  Unadopted Hard Landscaping
-  No record of area being sold
-  Trees
-  Hedging
-  Wall
-  Group of Trees




**PENTLAND DESIGN PARTNERSHIP**  
 M & E Consulting Engineers  
 Building Design Services  
 28A Newbattle Abbey College Annexe  
 Dalkeith, Midlothian  
 EH22 3LJ  
 Tel: 0131 660 9701

@ With permission of Controller HMSO Crown Copyright reserved

ESTATE PLAN :  
 Winchburgh

Weslo Housing Management  
 66 North Bridge Street  
 Bathgate EH48 4PP



Date : April 2019

Scale : 1:1250@A4